

The most advanced vinyl  
Superior quality  
Beauty and performance  
Reliability  
Energy efficiency




**Essex**  
Swing Patio Door Series





There is nothing quite like a **Sunview Essex Swing Patio Door**. The execution of an uncompromising vision in advanced vinyl. It was conceived to create unmatched performance with the satisfying vistas only a swinging patio door can provide. From its secure five-point locking system to its superior energy-efficient dual-glazed Low E glass, it's your best choice for quality, design and functionality.



Multi-point lock

## Optional Decorative Glass, Inserts and Screens




Venice (wrought iron)



Spectrum (decorative bevels)



Retractable Screen



## Optional Decorative Grills

Internal grills are available in a wide range of design styles with colours that include Flat Grills in Two-tone, White, Brass and Pewter; Georgian Grills in White, and Pencil Grills in White, Brass and Pewter.

## Optional Internal Mini-Blinds

- Fingertip operation
- No external cords
- No dusting
- Low-E glass

From maximum visibility to complete privacy at the tip of a finger. Slide the lever to raise, lower or tilt the mini-blinds which are sealed between the insulated glass unit ensuring complete maintenance-free operation.



Raise and lower operation lever

## Standard Hardware

A unique handle set with integrated keylocks. Available in White, Black, Satin Nickel, Polished Brass or Oil Bronze.

**Sentry Adjustable hinges** provide strength and security. Vertical and horizontal adjustment creates that perfect fit.

## Durable Sash

- Reinforced with steel to withstand higher wind loads
- 1" sealed units for optimal thermal performance
- 45° welded corners for superior strength and water resistance

## Frame & Panel

- 4 7/8" welded frame
- Double perimeter seal for superior air-tightness
- Components easily installed and replaceable
- Inswing or outswing configuration with adjustable hinges

## Glazing

Enhancing the outstanding thermal efficiency is the high-performance glazing found in **Low-E** glass and **Edgetech Super Spacer®** technology.



Stays cool in summer



Stays warm in winter


**Multi-point Lock.** A heavy-duty, stainless steel locking system which provides **five** locking points on the door frame, comes as standard hardware.

## Optional Frame and Sash

- 1 1/4", 2", or 3 3/8" frame extensions
- 4 1/2" sill plate
- Brick mold
- Sill extensions

## Optional Exterior Colours

Sunview Patio Doors boast a wide range of colour options that feature a finish which is U.V. stable, has a superior adhesion process and is impact resistant.



# Specifications

## Dimensions Door/Panel Configurations and Finished Sizes **IN-SWING**


For **Out-Swing** Doors deduct 5/8" from the In-Swing frame size (Height only)

1 Panel In-Swing
30 1/2" W x 79 1/2" H or 95 1/2"
33 3/8" W x 79 1/2" H or 95 1/2"
36 1/2" W x 79 1/2" H or 95 1/2"
39 3/8" W x 79 1/2" H or 95 1/2"

Glass Size
19 1/8" W x 67 1/2" H
22" W x 67 1/2" H
25 1/8" W x 67 1/2" H
28" W x 67 1/2" H

2 Panel In-Swing
59 1/2" W x 79 1/2" H or 95 1/2"
65 3/8" W x 79 1/2" H or 95 1/2"
71 1/2" W x 79 1/2" H or 95 1/2"
77 3/8" W x 79 1/2" H or 95 1/2"

Glass Size
19 1/8" W x 67 1/2" H
22" W x 67 1/2" H
25 1/8" W x 67 1/2" H
28" W x 67 1/2" H



## Performance Essex In-Swing Door Series meets **NAFS/Class R-PG35-Type SHD**

Standard	Air Tightness	Water Tightness	Structural Load
AAMA/WDMA/CSA 101/1.S.2/A440-08	75 Pa-0.5 L/s.m <sup>2</sup>	260 Pa (5.43 psf)	2520 Pa (52.63 psf)
	Passed	Passed	Passed



Distributed By:

**Coastal Industries, Inc**  
 77 Newark Street  
 Haverhill, MA 01832  
 978-373-1543  
 Sales@ciwindows.com  
 www.ciwindows.com

Our products meet the Energy Star program guidelines for helping businesses and individuals protect the environment through superior energy efficiency.



[www.sunviewdoors.com](http://www.sunviewdoors.com) or call Coastal Industries, Inc.